

Palo Alto Unified School District

Local Control Accountability Plan
Community Meeting
March 5, 2015

Dr. Charles Young

Agenda

- Welcome and Purpose
- Power point: Orientation to Local Control Accountability Plan
- Community Input Process

County Feedback from 14-15 plan

- Great plan
- Too many actions per goal
- Reduce actions to three per goal

Stakeholders that participate in the LCAP process

- SPEAC (Special Education Parent Advisory Group)
- PASS (Parent Advocates for Student Success)
- DELAC (District English Language Advisory Committee)
- DAC (District Advisory Committee)
- PTA (Parent Teacher Association)
- Community Members
- Voluntary Transfer Parent Representative
- We Can Do Better Palo Alto
- Chinese Parent Advocacy Group
- PAMA (Palo Alto Management Association)
- PAEA (Palo Alto Educators Association)
- CSEA (California School Employees Association)

Requirements of the Local Control Accountability Plan (LCAP)

- Local Education Agencies required to prepare an LCAP
- Community input
- Budget alignment with LCAP
- Retain federal requirements

Requirements of Local Control Accountability Plan

- Funds generated by eligible students intended to improve and increase services for those students
- Accountability for demonstrating how funds are used to support student needs
- Funds not restricted by categorical programs

LCAP and the Basic Aid District

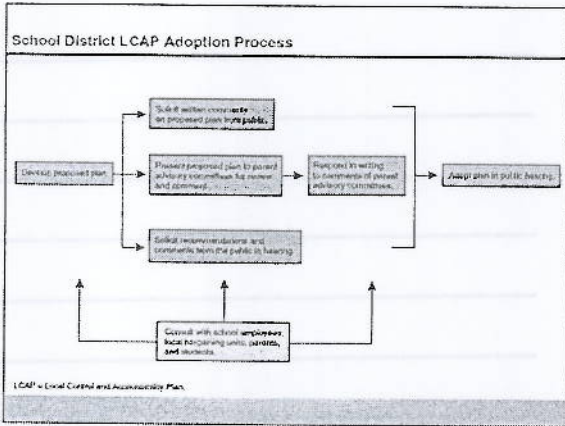
- Basic Aid District versus General Revenue District
- Basic Aid District will not receive increased funding
- Hold Harmless Provision-Schools remain at current funding levels for categoricals

Timeline and Process

- March 5th Community Meeting
- April 21st Public Hearing
- April 30th Community Meeting
- May 12th Information
- May 26th Approval

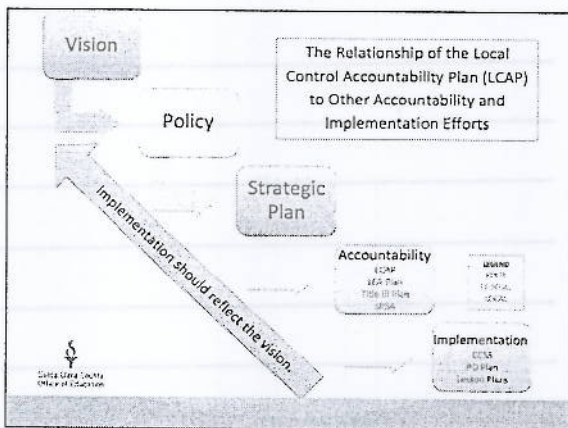
Timeline and Process LCAP Communication to Stakeholders

- LCAP Communication to Stakeholders
- School and District Newsletters
- eNews
- Website
- Emails



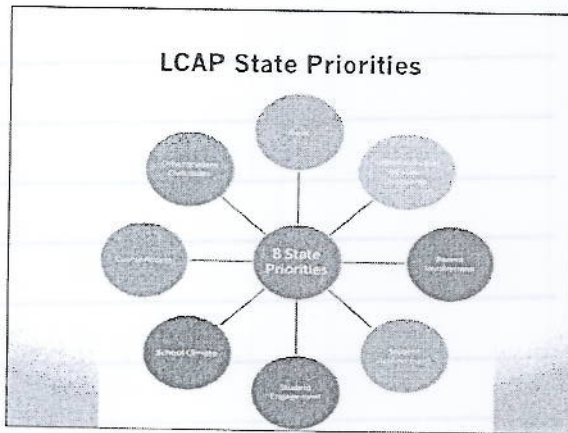
Integrate and Focus A Single Plan

- Strategic Plan and annual focus goals
- Single Plan for Student Achievement (SPSA)
- School Accountability Report Card (SARC) data



State Categoricals Eliminated by LCAP

Economic Impact Aid	CASHEE
Class size reduction	Pupil Retention Block Grant
Gifted and Talented	Beginning Teacher Support Assessment
Transportation	Targeted Instructional Improvement
School and Safety Violence Prevention	School Library Improvement Program Block Grant
Counselors for grades 7-12	Staff Development 3 days
Mentor Teacher Peer Review	Staff development-ELL/Math
State Instructional Materials	Deferred Maintenance
Class size reduction 9-12	Adult Education
Art and Music	Supplemental Hours



Required Data for Eight Priority Areas

Figure 2
Required Data for Each of Eight State Priority Areas

Student Achievement <ul style="list-style-type: none"> Performance on standardized tests Rate of student proficiency gains Rate of students that are college and career ready Rate of ELs that are English proficient LEAP performance rate College readiness that state achieved the standard Score on 3 or higher Rate of students who are prepared for college Rate of early assessment program 	Parent and Family Engagement <ul style="list-style-type: none"> Rate of parent participation Rate of parent participation in school activities Rate of parent participation in school decision-making Rate of parent participation in school improvement efforts
School Climate <ul style="list-style-type: none"> Rate of teacher satisfaction Rate of teacher retention Rate of teacher turnover Rate of teacher effectiveness 	Financial Literacy <ul style="list-style-type: none"> Rate of student participation Rate of student participation in financial literacy activities Rate of student participation in financial literacy decision-making Rate of student participation in financial literacy improvement efforts
Student Engagement <ul style="list-style-type: none"> Rate of student participation Rate of student participation in school activities Rate of student participation in school decision-making Rate of student participation in school improvement efforts 	Community and Economic Development <ul style="list-style-type: none"> Rate of student participation Rate of student participation in community and economic development activities Rate of student participation in community and economic development decision-making Rate of student participation in community and economic development improvement efforts

Conditions for Learning

- 1. **Basic Services**-providing students access to credentialed teachers, instructional materials and safe facilities.
- 2. **Implementation of State Standards**-Common Core implementation.
- 3. **Course Access**-All students have access to college and career pathways.

Student Outcomes

- 1. **Student Achievement**-improving achievement and outcomes along multiple measures (ex. EL, college and career readiness).
- 2. **Other Student Outcomes**-measuring other student outcomes related to required areas of study (ex. Arts, PE).

Engagement

- 1. **Parent Involvement**-parent participation in the decision making process and educational program of students.
- 2. **Student Engagement**-support of students, including a focus on attendance.
- 3. **School Climate**-connectedness through a variety of factors.

Next Steps

Follow Up Meetings for Input
April 30th
5:00-7:00pm
District Office
25 Churchill Avenue
Palo Alto, CA
Staff Development Center (Board Room)
